

Pipe Repair & Pipe Wrapping

Introduction to Resimac

Our range of pipe repair materials are based on the latest epoxy and polyurethane resin technology. Resimac pipe repair and pipe wrapping materials can be used to isolate and seal small pinholes or cracks in process pipework, or used to encapsulate long lengths of large diameter pipe.

Using our range of metal repair epoxy pastes and composite pipe wrapping materials engineers can rebuild, wrap and seal pipe work operating at temperatures up to 150°C and pressures of 300psi.

Resimac pipe repair and pipe wrapping products are manufactured in the UK and exported to over 40 countries worldwide, we are able to provide local solutions in North America, South America, Africa, Europe, Middle East and Asia using our approved contractor network.

Our products are used in a wide range of industries and through our extensive worldwide network of contractors we are able to offer onsite technical services, support, training, presentations and seminars backed by our project method statements and specifications.

Oil & Gas

Power

Water

Chemical

Marine

Petrochemical

Paper & Pulp



Resimac Pipe Repair & Pipe Wrapping Product Range

101 Metal Repair Paste

Multi purpose solvent free epoxy repair paste for metallic surfaces	Apply up to 25mm without sagging	Bond pre-formed steel plates onto leaking pipe surfaces	Usable life 30 mins	Dark grey
	Apply to mechanically/ blast prepared surfaces by applicator tool	Rebuild badly corroded pipe surfaces prior to composite wrapping	Touch Dry 2 hrs Hard Dry 6 hours	

103 Metal Repair Stick

Multi purpose fast curing solvent free epoxy repair putty in stick form	Fast curing, hard dry in 60 mins	Seal leaking surfaces	Usable life 5 mins	Mid grey
	Apply using a gloved hand	Plug holes and cracks on leaking	Hard Dry 60 mins	

104 Metal Repair Fluid XF

Fast curing solvent free epoxy fluid for sealing oily or manually prepared surfaces	Fast curing, hard dry in 45 mins	Seal leaking oily surfaces	Usable life 5 mins	Light grey
	Apply to manually and mechanically prepared surfaces by applicator tool	Resurface badly corroded pipe surfaces prior to composite wrapping	Hard Dry 45 mins	

106 Metal Repair Paste XF

Fast curing solvent free epoxy paste for manually prepared surfaces.	Fast curing, hard dry in 45 mins	Bond pre-formed steel plates onto leaking pipe surfaces	Usable life 5 mins	Light grey
	Apply to manually and mechanically prepared surfaces by applicator tool	Rebuild badly corroded pipe surfaces prior to composite wrapping	Hard Dry 45 mins	

107 Metal Repair Paste XL

Multi purpose solvent free epoxy repair paste for metallic surfaces with a longer pot life for warmer climates	Extended working life for warmer climates	Bond pre-formed steel plates onto leaking pipe surfaces	Usable life 60 mins	Dark grey
	Apply to mechanically prepared surfaces by applicator tool	Rebuild badly corroded pipe surfaces prior to composite wrapping	Touch Dry 4 hours Hard Dry 12 hours	

108 Pipe Repair Tape

Water activated fast curing pipe bandage for wrapping leaking pipe work	Fast curing, hard dry in 30 mins	Wrap pipework ranging from 1" (25mm) to 15" (400mm)	Usable life 3 mins	Cream
	Apply to manually and mechanically prepared surfaces using a gloved hand	Use on metal, plastic, GRP pipe surfaces Resists up to 200psi pressure	Touch Dry 5 mins Hard Dry 30 mins	

301 Epoxy Resin and Hardener

Solvent free epoxy repair gel for use with 50mm and 100mm glass tape	Apply at 1-2mm wet film thickness	Encapsulate pipework ranging from 1" to 50"	Usable life 25 mins	Opaque
	Apply to mechanically prepared surfaces by brush	Wrap long lengths of problematic pipework Resist up to 300psi pressure	Touch Dry 2 hours Hard Dry 24 hours	

302 Epoxy repair Cement

Multi purpose solvent free epoxy repair paste for metallic surfaces	Apply at 3-5mm on manually prepared surfaces	Resurface badly corroded and pitted pipe surfaces prior to composite wrapping	Usable life 30 mins	Dark Brown
			Touch Dry 6 hours Hard Dry 12 hours	

Emergency Pipe Repair

10mm to 400mm diameter pipework

Manual Prep

72.5psi or less

120°C or less

<p>103 Metal Repair Stick</p> <p>Multi purpose fast curing solvent free epoxy repair putty in stick form</p>	<p>Abrade all surfaces with coarse emery paper</p> <p>Degrease all surfaces and ensure they are dry</p>	<p>Plug any holes or cracks using 103 Metal Repair Stick</p> <p>Wrap 108 Pipe Repair Tape around the repair surface</p> <p>Ensure the tape has a minimum dry film thickness of 12mm (1/2") over the hole or crack</p>
<p>108 Pipe Repair Tape</p> <p>Water activated fast curing pipe bandage for wrapping leaking pipe work</p>		

Mechanical Prep

145psi or less

120°C or less

<p>103 Metal Repair Stick</p> <p>Multi purpose fast curing solvent free epoxy repair putty in stick form</p>	<p>Abrade all surfaces using handheld mechanical grinders</p> <p>Degrease all surfaces and ensure they are dry</p>	<p>Plug any holes or cracks using 103 Metal Repair Stick</p> <p>Wrap 108 Pipe Repair Tape around the repair surface</p> <p>Ensure the tape has a minimum dry film thickness of 12.5mm (1/2") over the hole or crack</p>
<p>108 Pipe Repair Tape</p> <p>Water activated fast curing pipe bandage for wrapping leaking pipe work</p>		

Epoxy Resin Pipe Encapsulation

25mm to 1200mm diameter pipework

Manual Prep

72.5psi or less

120°C or less

<p>103 Metal Repair Stick</p> <p>Multi purpose fast curing solvent free epoxy repair putty in stick form</p>	<p>Abrade all surfaces with coarse emery paper</p> <p>Degrease all surfaces and ensure they are dry</p>	<p>Plug any holes or cracks using 103 Metal Repair Stick</p> <p>Apply 301 Epoxy Resin and Hardener at 1mm wet film thickness to the repair surface</p> <p>Wrap glass tape around the pipe, with a 50% overlap</p> <p>Ensure 3 layers of resin and 3 wraps of glass tape are applied</p>
<p>301 Epoxy Resin and Hardener</p> <p>Solvent free epoxy gel to be used in conjunction with 50mm or 100mm glass tape</p>		
<p>701/ 703 Glass Tape</p> <p>Woven glass scrim 50mm or 100mm in diameter</p>		

Manual Prep

100psi or less

120°C or less

<p>302 Epoxy Repair Cement</p> <p>Multi purpose solvent free epoxy repair paste for metallic surfaces (<i>104 Metal Repair Fluid XF must be used for oil contaminated surfaces</i>)</p>	<p>Abrade all surfaces with coarse emery paper</p> <p>Degrease all surfaces and ensure they are dry</p>	<p>Apply 302 Epoxy Repair Cement to the repair area at a minimum 1-2mm wet film thickness</p> <p>Apply 301 Epoxy Resin and Hardener at 1mm wet film thickness to the repair surface</p> <p>Wrap glass tape around the pipe, with a 50% overlap</p> <p>Ensure 3 layers of resin and 3 wraps of glass tape are applied</p>
<p>301 Epoxy Resin and Hardener</p> <p>Solvent free epoxy gel to be used in conjunction with 50mm or 100mm glass tape</p>		
<p>701/ 703 Glass Tape</p> <p>Woven glass scrim 50mm or 100mm in diameter</p>		

Mechanical Prep

150psi or less

150°C or less

<p>302 Epoxy Repair Cement</p> <p>Multi purpose solvent free epoxy repair paste for metallic surfaces (<i>106 Metal Repair Paste XF can be used for a faster curing solution</i>)</p>	<p>Abrade all surfaces using handheld mechanical grinders</p> <p>Degrease all surfaces and ensure they are dry</p>	<p>Apply 302 Epoxy Repair Cement to the repair area at a minimum 1mm wet film thickness</p> <p>Apply 301 Epoxy Resin and Hardener at 1mm wet film thickness to the repair surface</p> <p>Wrap glass tape around the pipe, with a 50% overlap</p> <p>Ensure 3 layers of resin and 3 wraps of glass tape are applied</p>
<p>301 Epoxy Resin and Hardener</p> <p>Solvent free epoxy gel to be used in conjunction with 50mm or 100mm glass tape</p>		
<p>701/ 703 Glass Tape</p> <p>Woven glass scrim 50mm or 100mm in diameter</p>		

Blast Clean

300psi or less

150°C or less

302 Epoxy Repair Cement

Multi purpose solvent free epoxy repair paste for metallic surfaces *(101 and 107 metal repair paste can be used for this repair)*

301 Epoxy Resin and Hardener

Solvent free epoxy gel to be used in conjunction with 50mm or 100mm glass tape

701/ 703 Glass Tape

Woven glass scrim 50mm or 100mm in diameter

Abrasive blast clean all surfaces using aluminium oxide angled grit. Surface cleanliness must be to *ISO 8501/4 Standard SA2.5 (SSPC SP10/ NACE 2)*

Degrease all surfaces and ensure they are dry

Apply 302 Epoxy Repair Cement to the repair area at a minimum 1mm wet film thickness

Apply 301 Epoxy Resin and Hardener at 1mm wet film thickness to the repair surface

Wrap glass tape around the pipe, with a 50% overlap

Ensure 3 layers of resin and 3 wraps of glass tape are applied

Cold Bond Steel Plate with Epoxy Resin

100mm to 1200mm diameter pipework

Manual Prep

100psi or less

150°C or less

106 Metal Repair Paste XF

Multi purpose fast curing solvent free epoxy repair paste

301 Epoxy Resin and Hardener

Solvent free epoxy gel to be used in conjunction with 50mm or 100mm glass tape

701/ 703 Glass Tape

Woven glass scrim 50mm or 100mm in diameter

Abrade all surfaces with coarse emery paper

Degrease all surfaces and ensure they are dry

Coat pre-formed steel plate with 5-6mm of 106 Metal Repair Paste XF

Place the coated steel plate onto the surface and if required strap in place until the resin has set hard

Apply 301 Epoxy Resin and Hardener at 1mm wet film thickness to the repair surface

Wrap glass tape around the pipe, with a 50% overlap

Ensure 2 layers of resin and 2 wraps of glass tape are applied

Mechanical Prep

200psi or less

150°C or less

101 Metal Repair Paste

Multi purpose solvent free epoxy repair paste for metallic surfaces *(use 107 Metal Repair Paste XL if a longer pot life is required)*

Abrade all surfaces using handheld mechanical grinders

Degrease all surfaces and ensure they are dry

Coat pre-formed steel plate with 5-6mm of 101 Metal Repair Paste

Place the coated steel plate onto the surface and if required strap in place until the resin has set hard

Ensure the steel is oversized by 100mm in all directions from the damaged pipe surface

Mechanical Prep

250psi or less

150°C or less

101 Metal Repair Paste

Multi purpose solvent free epoxy repair paste for metallic surfaces *(use 107 Metal Repair Paste XL if a longer pot life is required)*

301 Epoxy Resin and Hardener

Solvent free epoxy gel to be used in conjunction with 50mm or 100mm glass tape

701/ 703 Glass Tape

Woven glass scrim 50mm or 100mm in diameter

Abrade all surfaces using handheld mechanical grinders

Degrease all surfaces and ensure they are dry

Coat pre-formed steel plate with 5-6mm of 101 Metal Repair Paste

Place the coated steel plate onto the surface and if required strap in place until the resin has set hard

Apply 301 Epoxy Resin and Hardener at 1mm wet film thickness to the repair surface

Wrap glass tape around the pipe, with a 50% overlap

Ensure 3 layers of resin and 3 wraps of glass tape are applied

Blast Clean

300psi or less

150°C or less

101 Metal Repair Paste

Multi purpose solvent free epoxy repair paste for metallic surfaces *(use 107 Metal Repair Paste XL if a longer pot life is required)*

301 Epoxy Resin and Hardener

Solvent free epoxy gel to be used in conjunction with 50mm or 100mm glass tape

701/ 703 Glass Tape

Woven glass scrim

Abrasive blast clean all surfaces using aluminium oxide angled grit. Surface cleanliness must be to *ISO 8501/4 Standard SA2.5 (SSPC SP10/ NACE 2)*

Degrease all surfaces and ensure they are dry

Coat pre-formed steel plate with 5-6mm of 101 Metal Repair Paste

Place the coated steel plate onto the surface and if required strap in place until the resin has set hard

Apply 301 Epoxy Resin and Hardener at 1mm wet film thickness to the repair surface

Wrap glass tape around the pipe, with a 50% overlap

Ensure 3 layers of resin and 3 wraps of glass tape are applied

Emergency Pipe Repair

Manual Preparation

108 Pipe Repair Tape 75mm x 3.6mtr



Manual Prep

72.5psi or less

120°C or less

Emergency Pipe Repair

Mechanical Preparation

108 Pipe Repair Tape 75mm x 3.6mtr



Mechanical Prep


145psi or less

120°C or less

Epoxy Resin Pipe Encapsulation

Manual Preparation

301 Epoxy Resin & Hardener with Glass Tape



Manual Prep

75psi or less

120°C or less

Epoxy Resin Pipe Encapsulation

Manual Preparation
Oily Surface

104 Metal Repair Fluid XF

301 Epoxy Resin & Hardener with Glass Tape



Manual Prep

100psi or less

120°C or less

Epoxy Resin Pipe Encapsulation

Mechanical Preparation

302 Epoxy Repair Cement

301 Epoxy Resin & Hardener with Glass Tape



Mechanical Prep

150psi or less

150°C or less

Cold Bond Steel Plate with Epoxy Paste

Manual Preparation

101 Metal Repair Paste



Manual Prep

100psi or less

150°C or less

Cold Bond Steel Plate with Epoxy Paste

Manual Preparation

106 Metal Repair Paste XF



Manual Prep

100psi or less

150°C or less

Cold Bond Steel Plate with Epoxy Paste

Mechanical Preparation

101 Metal Repair Paste



Mechanical Prep

200psi or less

150°C or less

Cold Bond Steel Plate with Epoxy Paste

Mechanical Preparation

101 Metal Repair Paste

301 Epoxy Resin & Hardener with Glass Tape



Mechanical Prep

250psi or less

150°C or less

Cold Bond Steel Plate with Epoxy Paste

Abrasive Blast Clean

101 Metal Repair Paste

301 Epoxy Resin & Hardener with Glass Tape



Blast Clean

300psi or less

150°C or less

101 Metal Repair Paste *ideal for cold bonding steel plate to leaking pipe surfaces*

a two component solvent free epoxy metal repair paste. The product has been designed for use on a wide range of metallic surfaces

- Solvent free epoxy technology
 - High build capability– 25mm without slump
 - Simple mixing ratio 3:1 by volume
 - Suitable for all metallic surfaces
 - No shrinkage
-
- Bond pre-formed steel plate to pipe surfaces
 - Rebuild and fill badly corroded pipe surfaces



Pipe surface in a refinery required sealing. The pipe was mechanically abraded and a pre-formed steel plate was then bonded to the surface using 101 Metal Repair Paste



The bottom segment of a chemical process pipe had become badly corroded. The surface of the pipe was mechanically abraded using coarse grinding pads and a pre-formed steel plate cold bonded to the surface .



103 Metal Repair Stick *ideal for plugging holes & cracks on leaking pipes*

is a single component solvent free epoxy repair putty in stick form which cures rapidly at room temperature after mixing.

- **Fast curing**
- **Hard dry in 60 minutes**
- **Bonds to metal & plastic surfaces**
- **Rapid mechanical strength**
- **No shrinkage**

- **Plugs leaking pipes fast and effectively**



Using 103 Metal Repair Stick a Leaking GRP pipe was sealed within 60 minutes. The pipe surface was abraded using coarse emery paper and with a gloved hand 103 Metal Repair Stick was mixed and forced into the hole on the pipe surface



104 Metal Repair Fluid XF *ideal for sealing manually prepared oily surfaces*

is a two component solvent free fast curing epoxy repair fluid. The product has been designed to be applied to manual or mechanically prepared oily surfaces.

- Solvent free epoxy technology
 - Brush or applicator tool applied
 - Apply to manually prepared surfaces
 - Apply to oil contaminated surfaces
 - Fast cure - hard dry in 45 mins (20°C)
-
- Seal and resurface oil contaminated pipe surfaces



Prior to the oil intake lines being wrapped with 301 Epoxy Resin and Hardener and glass tape. The oily pipe surface was manually abraded and coated with 104 Metal Repair Fluid XF



Diesel lines situated on a jetty at a refinery were leaking at the pipe socket. Using handheld scrapers and copper brushes the pipe surface was abraded by hand then coated using 104 Metal Repair Fluid XF



106 Metal Repair Paste XF *ideal for emergency plate bonding repairs*

is a two component fast curing solvent free epoxy metal repair paste. The product has been designed for use on a wide range of metallic surfaces

- Solvent free epoxy technology
 - Fast curing— hard dry 45 minutes
 - High build capability— 20mm without slump
 - Simple mixing ratio 1:1 by volume
 - Suitable for all metallic surfaces
 - No shrinkage
-
- Bond steel plate to pipe surfaces
 - Rebuild or resurface pipe surfaces



Leaking ammonia chemical line required sealing in an emergency. The surface of the pipe was mechanically abraded and a pre-formed steel plate bonded over the hole using 106 Metal Repair Paste XF. The repair was then over-wrapped using 301 Epoxy Resin Hardener and Glass Tape



A live leak on a caustic line at a chemical plant required sealing. Previous repairs had failed. The flange fitting was abraded using mechanical grinders and encapsulated using 106 Metal Repair Paste XF

107 Metal Repair Paste XL *ideal for cold bonding steel plate in warmer climates*

a two component solvent free epoxy metal repair paste with an extended working life making it ideal for repairs in warmer climates. The product has been designed for use on a wide range of metallic surfaces.

- Solvent free epoxy technology
- High build capability– 25mm without slump
- Suitable for metallic surfaces
- No shrinkage
- Excellent chemical resistance
- Superior adhesion to metallic surfaces
- Extended working life of 60 minutes (20°C)

- Bond pre-formed steel plate to pipe surfaces
- Rebuild and fill badly corroded pipe surfaces



A hot chemical process line operating at 50° C was leaking around the flange fitting. The onsite contractor mechanically abraded the leaking pipe surface and cold bonded a steel plate to the repair surface. The steel plate was then over wrapped using 301 Epoxy Resin and Hardener and Glass Tape



302 Epoxy Repair Cement *ideal for resurfacing large manually prepared surfaces*

a two component solvent free epoxy metal repair paste that has been designed to be applied manually prepared surface. The material can also be used to fill and resurface larger surface areas using trowels or rubber floats.

- Solvent free epoxy technology
- 1:1 mixing ratio
- High build capability—20mm without slump
- Ideal for resurfacing larger surface areas
- Apply to manually prepared surfaces



Ballast pipe on a 300mtr grain carrier had become so badly corroded the vessel was struggling to take on board ballast. Due to the confined space and restricted access the surfaces of the pipe could only be manually abraded. Once cleaned 302 Epoxy Repair Cement was applied to the repair surface. 301 Epoxy Resin and Hardener and Glass tape were applied once the repair paste had cured



108 Pipe Repair Tape *ideal for emergency pipe wrapping repairs*

is a water activated pipe repair bandage ideal for emergency repairs to leaking pipework. The bandage once activated can be used to seal pipework ranging from 10mm to 400mm diameter.

- Solvent free polyurethane technology
- Fast curing—hard dry 30 minutes
- Suitable for metallic, GRP & plastic surfaces
- No shrinkage
- Up to 145psi pressure resistance once cured
- Resists 120°C operating temperatures



108 Pipe Repair Tape should be soaked in water prior to being applied. Once saturated with water the tape can be wrapped around pipe surfaces to seal leaks caused by corrosion and erosion.



A chemical process line had started to leak due to a hole forming in the pipe wall, the surface was mechanically abraded and 108 Pipe Repair Tape wrapped around the pipe work to a minimum thickness of 12mm over the repair area.



301 Epoxy Resin and Hardener ideal for encapsulating large diameter pipe work

a two component epoxy repair gel for use in conjunction with 701 or 703 Glass Tape. The product can be brush applied to manual or mechanically prepared surfaces and then wrapped with woven glass scrim to give a durable long term repair to leaking pipe work.

- Solvent free epoxy technology
- Repair pipework 1" to 50" diameter
- Encapsulate long lengths of porous pipe work
- Suitable for manual or mechanically prepared surfaces
- Up to 300psi pressure resistance once cured
- Maximum temperature resistance of 150°C



301 Epoxy Resin Hardener was brush applied to pipe-work situated in a plant room. The pipe wall thickness had deteriorated over time and the pipes were weeping hot water onto the floor below. Due to the fragile state of the pipes surface preparation was carried out using hand held wire brushes. Once the surface of the pipe had dried 301 Epoxy Resin and Hardener was applied at 1mm wet film thickness to the pipe surface and wrapped 3 times using 100mm glass tape



701/ 703 Glass tape

High strength tightly woven glass scrim. The material is manufactured to a high specification to ensure that the pressure tolerances outlined by Resimac can be achieved.

- Available in 50mm & 100mm wide tapes
- Supplied in 50 metre rolls
- To be used in conjunction with 301 Epoxy Resin and Hardener
- Tight weave ensures the cured resin system can achieve high pressure resistance






When used with 301 Epoxy Resin and Hardener 701/703 Glass Tape can be used to encapsulate isolated leaks or to encapsulate long lengths of large diameter pipe work.

807/ 808 Reinforcement mesh

High strength polyester mesh designed to be used in conjunction with Resimac metal repair systems to reinforce the pipe wrapping procedure.

- **75mm wide tape**
- **Available in 4mtr or 200mtr rolls**
- **Suitable for use with**
 - 101 Metal Repair Paste**
 - 104 Metal Repair Fluid XF**
 - 106 Metal Repair Paste XF**
 - 302 Epoxy Repair Cement**



Reinforcement tape can be cut to any length and coated with any of the metal repair products listed above. The system can be used to wrap leaking pipework as a standalone repair or in conjunction with any of the repairs system supplied by Resimac

Pipe Repair Products Testing and Product Characteristics

	101	104	106	107	108	301	302
Compressive strength <i>Tested to ASTM D 695</i>	1075kg/ cm ² (15,300psi)	615kg/ cm ² (8750psi)	615kg/ cm ² (8750psi)	1075kg/ cm ² (15,300psi)	n/a	1034kg/ cm ² (14,700psi)	735kg/ cm ² (10,450psi)
Corrosion Resistance <i>Tested to ASTM B117</i>	5000 hours	5000 hours	5000 hours	5000 hours	n/a	5000 hours	5000 hours
Flexural Strength <i>Tested to ASTM D790</i>	703kg/cm ² (10,000psi)	655kg/cm ² (9315psi)	655kg/cm ² (9315psi)	703kg/cm ² (10,000psi)	329kg/cm ² (4640psi)	912kg/cm ² (13,000psi)	298kg/cm ² (4250psi)
Hardness <i>Rockwell R to ASTM D785</i>	100	85	85	100	82	85	85
Slump Resistance	25mm	3mm	20mm	20mm	n/a	3mm	20mm
Tensile Shear Adhesion <i>Tested to ASTM D1002</i>	185kg/cm ² (2630psi)	185kg/cm ² (2630psi)	185kg/cm ² (2630psi)	180kg/cm ² (2550 psi)	193kg/cm ² (2740psi)	148kg/cm ² (2100psi)	148kg/cm ² (2100psi)
Volume Capacity <i>cc per kg</i>	406	555	555	388	n/a	860	625
Base density <i>gm per cm³</i>	2.70	1.80	1.80	2.70	n/a	1.15	1.60
Activator density <i>gm per cm³</i>	1.70	1.80	1.80	2.40	n/a	1.15	1.60
Mixed product density <i>gm per cm³</i>	2.46	1.80	1.80	2.58	n/a	1.15	1.60
Dry heat resistance (°C)	200	130	130	200	180	150	150
Intermittent wet heat resistance (°C)	120	80	80	120	150	120	120
Immersion temperature resistance (°C)	60	60	60	60	120	70	70
Mixing ratio by volume	3:1	1:1	1:1	3:2	n/a	2:1	1:1
Mixing ratio by weight	5:1	1:1	1:1	1.67:1	n/a	2:1	1:1

	10 °C			20 °C			30 °C			40 °C		
	Pot life	Machine	Hard dry	Pot life	Machine	Hard dry	Pot life	Machine	Hard dry	Pot life	Machine	Hard dry
101	60mins	4hrs	16hrs	30mins	2hrs	8hrs	15mins	1hrs	4hrs	7.5mins	30mins	2hrs
103	10mins	1hrs	2hrs	5mins	30mins	60mins	2.5mins	15mins	30mins	75secs	7.5mins	15mins
104	10mins	60mins	2hrs	5mins	30mins	60mins	2.5mins	15mins	30mins	75secs	7.5mins	15mins
106	10mins	60mins	2hrs	5mins	30mins	60mins	2.5mins	15mins	30mins	75secs	7.5mins	15mins
107	2hrs	8hrs	24hrs	60mins	4hrs	12hrs	30mins	2hrs	6hrs	15mins	1hrs	3hrs
108	6mins	N/A	1hrs	3mins	N/A	30mins	90secs	N/A	15mins	45secs	N/A	7.5mins
301	50mins	N/A	48hrs	25mins	N/A	24hrs	12.5min	N/A	12hrs	6mins	N/A	6hrs
302	1hrs	4hrs	24hrs	30mins	2hrs	12hrs	15mins	1hrs	6hrs	7.5mins	30mins	3hrs

Resimac Technical Support and Expertise



Formed in 2009 and based in the North of England, Resimac manufactures a wide range of solvent free epoxy and polyurethane coatings and engineering materials for the Marine, Chemical, Water, Power, Oil and Gas Industries.



We are able to offer expert technical advice onsite or online 24 hours a day, 7 days a week.



Contact us direct by email, telephone or by visiting our website.

Web: www.resimacsolutions.com

Tel: +44 (0) 1845 577498

Email: info@resimac.co.uk



With over 50 contractors worldwide we are able to offer fast and effective solutions in many of the worlds major industrial areas.

Abrasion & Wear Protection

Chemical Protection

Corrosion Protection

High Temperature Protection

Impact Protection

Metal Repair

Pipe Repair and Pipe Wrapping

Thermal Protection

Underwater Repair & Protection

Resimac Limited

Unit B, Park Barn Estate

Station Road, Topcliffe, Thirsk

Y07 3SE, North Yorkshire

UNITED KINGDOM

Tel: +44 (0) 1845 577498

Email: info@resimac.co.uk

Web: www.resimacsolutions.com
